

Application to reinstate a lapsed residence permit

What can you use this form for?

Use this form if you would like to apply for your residence permit to **remain valid**, even though you:

- have stayed outside the Faroe Islands for an extended period of time
- no longer maintain an address in the Faroe Islands *or*
- are otherwise not included in the Faroese National Register (Landsfólkayvirlitið)

Residence in Denmark or Greenland is considered residence outside the Faroe Islands.

This form can be used by both adults and children.

What happens if my residence permit lapses?

If your residence permit lapses, you lose your right to reside in the Faroe Islands. This means you may be denied re-entry if you have been out of the Faroe Islands for an extended period of time.

If your residence permit lapses you will need to apply for a new residence permit. Your new application will be processed according to current regulations. The grounds for issuing your original residence permit will not be considered.

How can my residence permit lapse?

Your residence permit lapses automatically if you no longer maintain an address in the Faroe Islands and you leave the country without any intention to return. This applies even if you have permanent residence.

The length of time you can remain outside the Faroe Islands without losing your residence permit varies depending on how long you have lived in the Faroe Islands. If you have been a legal resident for less than two years, you may remain outside the Faroe Islands for up to six months. If you have been a legal resident for more than two years and are eligible for permanent residence, you may remain outside the Faroe Islands for up to 12 months. If you fail to return within the time limit, your permit will automatically lapse.

How do I apply to have my residence permit reinstated?

Under certain conditions, the Immigration Office can reinstate your residence permit. In such cases, you must prove that:

- you intended to return to the Faroe Islands within the time limit (6 or 12 months)
- you were prevented from returning to the Faroe Islands due to unforeseen circumstances beyond your control, such as: illness, detention, war, natural disasters or problems leaving the country in which you were staying

It is important that you apply to have your residence permit reinstated as soon as possible after returning to the Faroe Islands.

Instructions

1. Fill out and sign this form following the instructions.
2. Enclose the required documentation (indicated below)
3. Send or submit the application to the Immigration Office or submit the form at a Faroese police station.

What documents should I enclose with my application?


- A copy of your passport (including all empty pages, as well as the front and back cover of the passport)
- Documentation of the unforeseen circumstance, such as a doctor's statement (if possible)

For more information

More information about the rules for travelling outside the Faroe Islands is available at www.utlendingastovan.fo/en/ where you can also find information about processing times. If you have questions when filling out the forms, you can also contact the Immigration Office. See contact information at www.utlendingastovan.fo/en/about

For a faster reply

Your application will be processed faster if you complete the form correctly and enclose all necessary documentation.




| For official use only | | | |
|-----------------------|--------------------|-------------------|------------------------------------|
| Date received | Received by (name) | Authority (stamp) | Civil registration number (p-tal): |
| | | | Personal ID: |

Application to reinstate a lapsed residence permit

| 1. Applicant | | PLEASE COMPLETE IN CAPITAL LETTERS |
|---|-----------------------------------|------------------------------------|
| Surname | Civil registration number (p-tal) | Personal ID |
| Given name(s) | | |
| Nationality | Date of birth | |
| Are any of your accompanying family members (spouse/partner or children under 18) who are not Danish citizens living outside the Faroe Islands with you? <input type="checkbox"/> Yes <input type="checkbox"/> No | | |
| If yes, please list the names and dates of birth for each family member: | | |
| Name | Date of birth | |
| Name | Date of birth | |
| Name | Date of birth | |
| Name | Date of birth | |

| 2. Information about your travels to and from the Faroe Islands | | PLEASE COMPLETE IN CAPITAL LETTERS |
|--|---------------------------|------------------------------------|
| Note: Section 2 should only be completed if you have left the Faroe Islands. If you are applying for reinstatement because you are no longer included in the National Register (Landsfólkayvirlitið), you can skip this section and continue with section 3. | | |
| Last address in the Faroe Islands (street and number) | Postal code and city/town | |
| When did you leave the Faroe Islands? | | |
| How long have you been outside the Faroe Islands? | | |
| Did you intend to return to the Faroe Islands before your residence permit lapsed? <input type="checkbox"/> Yes <input type="checkbox"/> No | | |
| If yes: What prevented you from returning in time? | | |
| Please enclose proof of your delay. Acceptable documentation includes doctors' statements. | | |



Which countries did you visit?

Where did you live while abroad? Include any C/O addresses and relationship if the individual you stayed with is a member of your family.

What was the purpose of your travel?

Was it your own decision to leave the Faroe Islands? Yes No

If no: Whose decision was it? (State individual's name and relationship to you.)

Were you travelling alone? Yes No


If no: Who were you travelling with? (State names of any travelling companions and their relationship to you.)

What did you do with your residence in the Faroe Islands while you were abroad?

What did you do with your possessions (furniture, etc.) when you left the Faroe Islands?

If you are currently in the Faroe Islands: When did you return?

Enclose documentation in the form of an airplane ticket or the like.



Are you still included in the National Register (Landsfólkayvirlitið)?

 Yes

 No

If yes: Did you personally request to be taken off?

 Yes

 No

If no: Who did?

Why?

What is your current address?

(Include any C/O address, telephone number and e-mail address where you can be reached.)

3. Your addresses in the Faroe Islands

PLEASE COMPLETE IN CAPITAL LETTERS

Note: Section 3 is to be completed only if you have not departed the Faroe Islands and are applying for a reinstatement of your residence permit because you are no longer included in the National Register (Landsfólkayvirlitið).

Where did you live during the period in question?

Enclose documentation.

If you took short trips outside the Faroe Islands, please state when and the purpose of your trips.

Who did you live with during the period in question? Please include name, address, telephone number and relationship to you.


Enclose documentation.

Were you employed during the period in question?

 Yes

 No

If yes, please enclose documentation.



Did you personally request to be taken off the National Register (Landsfólkayvirlitið)?

Yes

No

If no: Who did?

Why?

Were you in contact with public officials during the period in question?

Yes

No

If yes, please enclose documentation.

What is your current address?

(Include any C/O address, telephone number and e-mail address where you can be reached.)

What was your previous address?

4. Comments

PLEASE COMPLETE IN CAPITAL LETTERS

Is there any other information you believe should be taken into consideration when evaluating your request?

Please remember to enclose any documentation that can substantiate your claims.


5. Sworn declarations and information

A. Sworn declaration of correctness

I solemnly swear that the information in this application is correct and complete in accordance with Section 161 of the Faroese Criminal Code, cf. Statutory Publication No 8 of 20 February 2024, as well as Section 40 of Ordinance No 182 of 22 March 2001 (Application of the Aliens Act in the Faroe Islands).

If the information is later found to be false or incomplete, I am subject to the following penalties:

- fine or imprisonment for up to two years
- I can be required to repay the expenses incurred by the Faroese authorities as a consequence of the false information
- my residence permit can be revoked in accordance with section 19 of Ordinance No 182 of 22 March 2001

**B. Declaration of consent – release of information required for processing my application**

I consent to allowing the Immigration Office to obtain and release information about my private affairs if it is necessary in order to process this application, cf. Sections 27 and 28 of Public Administration Act No 132 of 10 June 1993.

The information can be gathered from or released to other Faroese and foreign public authorities, including the police.

Such information includes:

- previous criminal proceedings against me
- information about my family
- information about the documents submitted with my application, including verification that they are genuine

I also consent to giving authorities contacted by the Immigration Office while processing my application permission to gather information about my private affairs in order to respond to the enquiry.

C. Notification that information can be released to Danish intelligence agencies and prosecuting authorities

The information and documentation you submit with your application can, in certain cases and based on an individual review, be released to Danish intelligence agencies and the public prosecuting authority, cf. Section 28, Paragraph 2 (3) of Public Administration Act No 132 of 10 June 1993.

The prosecuting authority will use the information to evaluate whether there are grounds for prosecuting you for crimes committed in the Faroe Islands/Denmark or abroad.

D. Notification that some information will be released to Danish authorities

The Immigration Office will request the Danish Immigration Service for a binding recommendation regarding your application. The Immigration Office will release certain information to the Danish Immigration Service or to the Faroese Police, cf. Public Administration Act, section 27, Paragraph 2, cf. Ordinance No 1144 of 22 December 1993.

Such information includes:

- the grounds for issuing you a residence permit
- any waivers granted

The police will be informed if:

- your residence permit is revoked or not extended
- your residence permit is found to have lapsed *or*
- your residence permit is made permanent

E. Notification that the Immigration Office will register information about you and your private affairs

The information you submit when applying for a residence permit will be registered in the Immigration Office's case handling system. The same holds true for information submitted when applying to extend your Faroese residence permit.

The information in the Immigration Office's case handling system will be used to answer questions about your residence in the Faroe Islands. The Danish Immigration Appeals Board will receive case files from the Immigration Office's case handling system in the event of a complaint.

Other authorities or organisations will receive information about you from the Immigration Office's case handling system if the information is necessary to answer questions about your residence in the Faroe Islands.

You are obliged to provide the information necessary for deciding whether you are eligible for a Faroese residence permit, cf. section 40 of Ordinance No 182 of 22 March 2001. Failure to provide the information can result in a fine or up to six months mitigated imprisonment, as well as jeopardising your residence permit. You are entitled to right of access to the information about you in the case handling system of the Immigration Office. Enquiries about accessing information contained in the case handling system can be addressed to:


The Immigration Office
Skálatrøð 20
Postbox 264
FO-110 Tórshavn

F. Verification of the information you submit

The Immigration Office may seek to verify the accuracy of the information enclosed in your application. This may happen while your application is being reviewed or after you have received your residence permit.

The verification may involve the Immigration Office contacting other authorities and checking public registers.

You may be asked to provide supplementary information.



6. Signature (applicant)

By signing below, I confirm that the information I have given is correct and that I have read, understood and accepted the terms laid out in section 5.

Date and place

Signature

Checklist

The Immigration Office can process your request faster if all forms are filled out correctly and the required documentation is enclosed.

Before submitting your application, use the checklist below to make sure you have filled out the form correctly and enclosed the necessary documents.

Before submitting your application, please make sure you have included the following:

- A copy of your passport (this includes all empty pages, as well as the front and back cover of the passport)
- Documentation of the unforeseen event that prevented you from returning to the Faroe Islands, such as a doctor's statement (if necessary) (refer to section 2)
- documentation of your return to the Faroe Islands, such as an airplane ticket (if necessary) (refer to section 2)
- documentation that you were attending school or working (if applicable)
- documentation of your whereabouts (if you were not included in the National Register)

Please also make sure that you have:

- answered all relevant questions *and*
- signed and dated the application