

Application for family reunification in the Faroe Islands (other family members)

This application form can be used

- by parents over the age of 60, whose child is a citizen of Denmark, Finland, Iceland, Norway or Sweden, or whose child has been granted a residence permit under the terms of section 7 *or*
- by family members or others with a close relationship to a permanent resident of the Faroe Islands – includes parents over the age of 60 whose child is **neither** a citizen of Denmark, Finland, Iceland, Norway or Sweden **nor** holds a residence permit issued according to the terms of section 7 **and**
- if there are special arguments in favour of issuing you a residence permit

You can use this form if you would like to apply for family reunification to live with a resident of the Faroe Islands who is neither your spouse/cohabiting partner nor your parent (if you are under 18).

Note: Spouses/partners should use application packet FA1. Children under 18 should use packet FA2.

Contents

This packet contains two forms:

- Form 1 – *Application for a Faroese residence permit*
- Form 2 – *Information about the applicant's family member living in the Faroe Islands*

How to complete this form

Both Forms 1 and 2 must be submitted when applying for family reunification.

Form 1 is to be completed by the person **applying** for family reunification to live with a person residing in the Faroe Islands.

Instructions

- Complete Form 1
- Submit Form 1 and any required documentation to a Danish diplomatic mission, to the Immigration Office or to the police in the Faroe Islands.

Form 2 is to be completed by the person who already **has** the right to live in the Faroe Islands.

Instructions

- Complete Form 2.
- Submit Form 2 and any required documentation to a Danish diplomatic mission, to the police in the Faroe Islands or to the Immigration Office. If both of you reside in the Faroe Islands, please submit Forms 1 and 2 at the same time.

The specific instructions and the required documents are listed on the first page of each form. You can use the checklist at the back of the forms to check whether they have been filled out correctly and whether all the required information has been enclosed.

Can I submit an application in the Faroe Islands?

If the applicant is residing legally in the Faroe Islands, the application can normally be submitted there. Such is the case if the applicant:

- has a valid visa
- is exempt from visa requirements *or*
- currently holds a Faroese residence permit

For more information

More information about the rules governing family reunification is available at

www.utlendingastovan.fo/en/permits/you-want-to-apply-for, where you can also find information about

processing times. If you have questions when filling out the forms, you can also contact the Immigration Office.


See contact information at

www.utlendingastovan.fo/en/about

For a faster reply

Your application will be processed faster if:

- Forms 1 and 2 are completed correctly and submitted with the required documentation
- the application appears to meet the general requirements for family reunification



For official use only			
Date received	Received by (name)	Authority (stamp)	Civil registration number (p-tal):
			Personal ID:
PLEASE REMEMBER TO COMPLETE 'FOR OFFICIAL USE ONLY' ON THE LAST PAGE OF FORM 1			

FORM 1 (SG1a)

Application for family reunification in the Faroe Islands

Instructions

When applying for family reunification, the applicant and the person with the right to live in the Faroe Islands each need to fill out a separate form.

The instructions below explain how the person who does **not** already have the right to live in the Faroe Islands (the applicant) applies for a family reunification residence permit.

1. Fill out and sign Form 1. Follow the instructions in the form.
2. Submit the application together with any required documentation to a Danish diplomatic mission in the country where you live. If you are in the Faroe Islands, you can submit the form at the Immigration Office or a police station. A list of police stations is available at www.politi.dk/en.

What documents should I enclose with my application?

The following documents should be submitted with Form 1:

- if you are a parent over the age of 60, enclose a copy of your Certificate of Personal Data (birth certificate) or some other documentation of your age and relationship to the person living in the Faroe Islands
- a copy of your passport (this includes all empty pages including the front and back cover of the passport)

What other documents are required?

When submitting your application, you will need to bring your passport so the authorities can verify your identity.

For a faster reply

Your application will be processed faster if:

- you and your family member fill out Forms 1 and 2 correctly and enclose the required documentation *and*
- the application appears to meet all the conditions for family reunification

Missing information?

If you do not fill out the forms correctly or fail to submit all required documentation, it will take longer to process your application.

For more information

More information about family reunification is available at www.utlendingastovan.fo/en/permits/you-want-to-apply-for, where you can also find information about processing times. If you have questions when filling out the forms, you can also contact the Immigration Office. See contact information at www.utlendingastovan.fo/en/about

1. Applicant

Surname	Previous surname (if applicable)
Given name(s)	
Nationality	Former nationality (if applicable)
Date of birth (day, month, year)	
Civil registration number (p-tal)	
Place of birth (city)	Country of birth
Daytime telephone number	E-mail address (if applicable)


2. Name and date of birth of the Faroese resident you will be living with

PLEASE COMPLETE IN CAPITAL LETTERS

Name (given and surnames)	Date of birth
---------------------------	---------------

3. Reason for applying for residence

PLEASE COMPLETE IN CAPITAL LETTERS

Why are you applying for a Faroese residence permit?

--

4. Information about you (the applicant)

PLEASE COMPLETE IN CAPITAL LETTERS

Gender <input type="checkbox"/> Male <input type="checkbox"/> Female	Occupation
Marital status <input type="checkbox"/> Cohabiting <input type="checkbox"/> Married <input type="checkbox"/> Widowed <input type="checkbox"/> Divorced	
Do you have children? <input type="checkbox"/> Yes <input type="checkbox"/> No	
Address in home country (if you currently live outside the Faroe Islands)	
Daytime telephone number	E-mail address (if applicable)
If you are currently in the Faroe Islands	
Date of entry	
Address (street and number)	Postal code and city/town
C/O (if applicable)	
Daytime telephone number	E-mail address (if applicable)

5. Information about your passport and your previous visits to the Faroe Islands and other countries

PLEASE COMPLETE IN CAPITAL LETTERS

<input type="checkbox"/> National passport	<input type="checkbox"/> Other travel document. Please state which:
Passport number	Date of issue
Date of expiry	Place of issue (country)



Have you been to the Faroe Islands before?

Yes No

If yes, please state when:

Have you lived in a country other than your own for more than six months?

Yes No

If yes, please state the country (countries) and the period of residence for each:

6. Information about your spouse/partner


PLEASE COMPLETE IN CAPITAL LETTERS

Surname	Previous surname (if applicable)
Given name(s)	
Nationality	Previous nationality (if applicable)
Date of birth (day, month, year)	Date and place you were married (if applicable)
Place of birth (city/town and country)	
Address (street and number)	Postal code and city/town
Country	Daytime telephone number

7. Information about the person living in the Faroe Islands who you will be living with

PLEASE COMPLETE IN CAPITAL LETTERS

Surname	Previous surname (if applicable)
Given name(s)	
Nationality	Previous nationality (if applicable)
Date of birth (day, month, year)	Place of birth (city/town and country)
Address (street and number)	Postal code and city/town
Country	Daytime telephone number
E-mail address	
Are you related to this person? <input type="checkbox"/> Yes <input type="checkbox"/> No	
If yes, please state how:	
Has this person supported you financially? <input type="checkbox"/> Yes <input type="checkbox"/> No	
If yes, please state during which period(s):	



8. Information about your children, including children living in your country of origin

PLEASE COMPLETE IN CAPITAL LETTERS

Given name(s)	Nationality	Date of birth (day, month, year)	Gender		Is the child already living in the Faroe Islands?	Is the child also applying for a residence permit? If yes, each child must submit application packet SF1.
			Male	Female		
			<input type="checkbox"/>	<input type="checkbox"/>	<input type="checkbox"/> Yes <input type="checkbox"/> No	<input type="checkbox"/> Yes <input type="checkbox"/> No
			<input type="checkbox"/>	<input type="checkbox"/>	<input type="checkbox"/> Yes <input type="checkbox"/> No	<input type="checkbox"/> Yes <input type="checkbox"/> No
			<input type="checkbox"/>	<input type="checkbox"/>	<input type="checkbox"/> Yes <input type="checkbox"/> No	<input type="checkbox"/> Yes <input type="checkbox"/> No
			<input type="checkbox"/>	<input type="checkbox"/>	<input type="checkbox"/> Yes <input type="checkbox"/> No	<input type="checkbox"/> Yes <input type="checkbox"/> No
			<input type="checkbox"/>	<input type="checkbox"/>	<input type="checkbox"/> Yes <input type="checkbox"/> No	<input type="checkbox"/> Yes <input type="checkbox"/> No
			<input type="checkbox"/>	<input type="checkbox"/>	<input type="checkbox"/> Yes <input type="checkbox"/> No	<input type="checkbox"/> Yes <input type="checkbox"/> No


9. Information about your parents

PLEASE COMPLETE IN CAPITAL LETTERS

Father (surname and given name(s))	Date of birth
Address (street and number, postal code, city/town, country)	Nationality
Mother (surname and given name(s))	Date of birth
Address (street and number, postal code, city/town, country)	Nationality

10. Comments

PLEASE COMPLETE IN CAPITAL LETTERS



11. Declarations

A. Sworn declaration of correctness

I solemnly swear that the information in this application is correct and complete in accordance with Section 161 of the Faroese Criminal Code, cf. Statutory Publication No 8 of 20 February 2024, as well as Section 40 of Ordinance No 182 of 22 March 2001 (Application of the Aliens Act in the Faroe Islands).

If the information is later found to be false or incomplete, I am subject to the following penalties:

- fine or imprisonment for up to two years
- I can be required to repay the expenses incurred by the Faroese authorities as a consequence of the false information
- my residence permit can be revoked in accordance with section 19 of Ordinance No 182 of 22 March 2001

B. Declaration of consent – release of information required for processing my application

I consent to allowing the Immigration Office to obtain and release information about my private affairs if it is necessary in order to process this application, cf. Sections 27 and 28 of Public Administration Act No 132 of 10 June 1993. The information can be gathered from or released to other Faroese and foreign public authorities, including the police

Such information includes:

- previous criminal proceedings against me
- information about my family
- information about the documents submitted with my application, including verification that they are genuine

I also consent to giving authorities contacted by the Immigration Office while processing my application permission to gather information about my private affairs in order to respond to the enquiry.

C. Notification that information can be passed on to Danish intelligence agencies and prosecuting authorities

The information and documentation you submit with your application can, in certain cases and based on an individual review, be passed on to Danish intelligence agencies and the public prosecuting authority, cf. Public Administration Act, Section 28, Paragraph 2 (3), No 132 of 10 June 1993.

The prosecuting authority will use the information to evaluate whether there are grounds for prosecuting you for crimes committed in the Faroe Islands/Denmark or abroad.

D. Notification that some information will be released to Danish authorities

The Immigration Office will request the Danish Immigration Service for a binding recommendation regarding your application. The Immigration Office will release certain information to the Danish Immigration Service or to the Faroese Police, cf. Public Administration Act, Section 27, Paragraph 2, cf. Ordinance No 1144 of 22 December 1993.

Such information includes:

- the grounds for issuing you a residence permit
- any waivers granted

The police will be informed if:

- your residence permit is revoked or not extended
- your residence permit is found to have lapsed or
- your residence permit is made permanent


E. Notification that the Immigration Office will register information about you and your private affairs

The information you submit when applying for a residence permit will be registered in the Immigration Office's case handling system. The same holds true for information submitted when applying to extend your Faroese residence permit.

The information in the Immigration Office's case handling system will be used to answer questions about your residence in the Faroe Islands. The Danish Immigration Appeals Board will receive case files from the Immigration Office's case handling system in the event of a complaint.

Other authorities or organizations will receive information about you from the Immigration Office's case handling system if the information is necessary to answer questions about your residence in the Faroe Islands.

You are obliged to provide the information necessary for deciding whether you are eligible for a Faroese residence permit, cf. Section 40 of Ordinance No 182 of 22 March 2001. Failure to provide the information can result in a fine or to six months mitigated imprisonment, as well as jeopardizing your residence permit. You are entitled to right of access to the information about you in the case handling system of the Immigration Office. Enquiries about accessing information contained in the case handling system can be addressed to:



The Immigration Office
Skálatrøð 20
Postbox 264
FO-110 Tórshavn

F. Verification of the information you submit

The Immigration Office may seek to verify the accuracy of the information enclosed in your application. This may happen while your application is being reviewed or after you have received your residence permit.

The verification may involve the Immigration Office contacting other authorities and checking public registers.

You may be asked to provide supplementary information.

12. Signature

By signing below, I confirm that I have read, understood and accepted the terms laid out in section 11.

Date and place

Signature



Checklist

The Immigration Office can process your application faster if it is correctly filled out and contains the required documents.

We recommend using the checklist below to verify that Form 1 is complete and correct and that you have enclosed the necessary documentation – before submitting it.

Before submitting your application, please make sure that you have enclosed the following:

- (Parents over 60 only) copy of your Certificate of Personal Data (birth certificate) or similar documentation of your age and relationship to the Faroese resident with authorised translation to Danish or English, if necessary
- Copy of your passport (this includes all empty pages including the front and back cover of the passport)
- (For children only) copy of your Certificate of Personal Data (birth certificate) with authorised translation to Danish or English, if necessary

Please also remember to:

- Answer all questions
- Sign and date the application

For official use only: Comments and forwarding endorsements


- Names and passport information in compliance with shown proof of identity

Enclosed:

- | | |
|--|--------------------------------|
| <input type="checkbox"/> Copy of passport or other travel document | <input type="checkbox"/> Other |
| <input type="checkbox"/> Birth certificate (children only) | |

Comments

PLEASE REMEMBER TO COMPLETE 'FOR OFFICIAL USE ONLY' ON PAGE 1 OF THIS FORM



FORM 2 (SG1b)

Information form to be used by the family member in the Faroe Islands the applicant is applying to live with

Instructions

When applying for family reunification, the applicant and the person with the right to live in the Faroe Islands each need to fill out a separate form.

The instructions below explain what the person who already **has** the right to live in the Faroe Islands (applicant's family member) should do.

1. Fill out and sign this form. Follow the instructions in the form.
2. Send or submit Form 2 together with any required documentation to the Faroese Immigration Office or submit at a police station in the Faroe Islands. A list of police stations is available at www.politi.dk/en.

What documents should I enclose with my application?

Residence permits for parents over 60, other family members and individuals with a close relationship to a Faroese resident are normally only granted if you agree to support the individual financially and that you have accommodation of adequate size at your disposal.

In order to prove you meet the financial support and housing requirements, please submit the following:

1. Attachment 1: Declaration of financial support for the applicant
2. documentation that you have sufficient financial resources, such as: a TAKS printout of pay records, copies of pay statements or a copy of your employer's pay expenditures from the current and past year

3. documentation of your housing situation, such as a rental contract, deed or final sale agreement
4. copy of your Certificate of Personal Data (birth certificate) – required only if the applicant is a parent over the age of 60.

Missing information?

If you do not fill out the forms correctly or fail to submit all required documents, it will take longer to process your application.

For more information

More information about the rules governing family reunification is available at www.utlendingastovan.fo/en/permits/you-want-to-apply-for/family-reunification, where you can also find information about processing times. If you have questions when filling out the forms, you can also contact the Immigration Office. See contact information at www.utlendingastovan.fo/en/about

For a faster reply


Your application will be processed faster if:

- you and your family member fill out Forms 1 and 2 correctly and enclose the required documentation *and*
- the application appears to meet all the conditions for family reunification

1. Information about you (the person in the Faroe Islands the applicant is applying to live with)

PLEASE COMPLETE IN CAPITAL LETTERS

Surname	
Given name(s)	
Nationality	Previous nationality (if applicable)
Date of birth	Gender <input type="checkbox"/> Male <input type="checkbox"/> Female
Place of birth (city)	Country of birth
E-mail address	Daytime telephone number
Address (street and number)	Postal code and city/town



2. Information about the person applying for residence

PLEASE COMPLETE IN CAPITAL LETTERS

Surname	
Given name(s)	
Nationality	
Date of birth (day, month, year)	Gender <input type="checkbox"/> Male <input type="checkbox"/> Female
Civil registration number (p-tal)	Personal ID (if applicable)
E-mail address	Daytime telephone number

3. Information about your attachment to the Faroe Islands

PLEASE COMPLETE IN CAPITAL LETTERS

Where were you born/raised?	
When did you arrive in the Faroe Islands for the first time?	
Have you lived in the Faroe Islands ever since?	<input type="checkbox"/> Yes <input type="checkbox"/> No
Do you have close relations in the Faroe Islands?	<input type="checkbox"/> Yes <input type="checkbox"/> No
If yes, please state which relatives:	
Do you have parents or siblings who have received a Faroese family reunification residence permit?	
If yes, please state their names:	
Have you ever had a serious illness or handicap?	<input type="checkbox"/> Yes <input type="checkbox"/> No
If yes, what was the nature of the illness/handicap and when did it begin?	

4. Information about your relationship to the applicant

PLEASE COMPLETE IN CAPITAL LETTERS

Are you related to the applicant?	<input type="checkbox"/> Yes <input type="checkbox"/> No
If yes, please state how:	
Has the applicant ever lived with you, either in the Faroe Islands or abroad?	<input type="checkbox"/> Yes <input type="checkbox"/> No
If yes, please state during which period(s):	
Have you provided financial support to the applicant?	<input type="checkbox"/> Yes <input type="checkbox"/> No
If yes, please state during which period(s):	



Does the applicant suffer from a serious illness or handicap? Yes No

If yes, please describe the nature of the illness/handicap (enclose documentation):

Does the applicant have relatives or another social network in his/her home country? Yes No

5. Information about your parents

PLEASE COMPLETE IN CAPITAL LETTERS

	Father	Mother
Surname		
Given name(s)		
Date of birth (day, month, year)		
Country of residence?		
Marital status	<input type="checkbox"/> Married <input type="checkbox"/> Unmarried	<input type="checkbox"/> Married <input type="checkbox"/> Unmarried

6. Information about your siblings

PLEASE COMPLETE IN CAPITAL LETTERS

Do you have siblings in the **Faroe Islands**? Yes No

If yes, please provide the following information:

	Brother/sister 1	Brother/sister 2	Brother/sister 3	Brother/sister 4
Surname				
Given name(s)				
Date of birth (day, month, year)				
Address				
Marital status (married/unmarried)	<input type="checkbox"/> Married <input type="checkbox"/> Unmarried	<input type="checkbox"/> Married <input type="checkbox"/> Unmarried	<input type="checkbox"/> Married <input type="checkbox"/> Unmarried	<input type="checkbox"/> Married <input type="checkbox"/> Unmarried

Do you have siblings living **abroad**? Yes No

If yes, please provide the following information:

	Brother/sister 1	Brother/sister 2	Brother/sister 3	Brother/sister 4
Surname				
Given name(s)				
Date of birth (day, month, year)				
Address				
Marital status (married/unmarried)	<input type="checkbox"/> Married <input type="checkbox"/> Unmarried	<input type="checkbox"/> Married <input type="checkbox"/> Unmarried	<input type="checkbox"/> Married <input type="checkbox"/> Unmarried	<input type="checkbox"/> Married <input type="checkbox"/> Unmarried



7. Information about the applicant's children

PLEASE COMPLETE IN CAPITAL LETTERS

Does the applicant have children? Yes No

If yes, please provide the following information:

	Child 1	Child 2	Child 3	Child 4
Surname				
Given name(s)				
Nationality				
Date of birth (day, month, year)				
Gender	<input type="checkbox"/> Male <input type="checkbox"/> Female	<input type="checkbox"/> Male <input type="checkbox"/> Female	<input type="checkbox"/> Male <input type="checkbox"/> Female	<input type="checkbox"/> Male <input type="checkbox"/> Female
Is the child also applying for residence in the Faroe Islands?	<input type="checkbox"/> Yes <input type="checkbox"/> No	<input type="checkbox"/> Yes <input type="checkbox"/> No	<input type="checkbox"/> Yes <input type="checkbox"/> No	<input type="checkbox"/> Yes <input type="checkbox"/> No

8. Comments


9. Sworn declarations and information

A. Sworn declaration of correctness

I solemnly swear that the information in this application is correct and complete in accordance with Section 161 of the Faroese Criminal Code, cf. Statutory Publication No 8 of 20 February 2024, as well as Section 40 of Ordinance No 182 of 22 March 2001 (Application of the Aliens Act in the Faroe Islands).

If the information is later found to be false or incomplete, I am subject to the following penalties:

- fine or imprisonment for up to two years



- I can be required to repay the expenses incurred by the Faroese authorities as a consequence of the false information
- my residence permit can be revoked in accordance with section 19 of Ordinance No 182 of 22 March 2001

B. Declaration of consent – release of information required for processing this application

I consent to allowing the Immigration Office to obtain and release information about my private affairs if it is necessary in order to process this application, cf. Sections 27 and 28 of Public Administration Act No 132 of 10 June 1993. The information can be gathered from or released to other Faroese and foreign public authorities, including the police.

Such information includes:

- previous criminal proceedings against me
- information about my family
- information about the documents submitted with my application, including verification that they are genuine

I also consent to giving authorities contacted by the Immigration Office while processing my application permission to gather information about my private affairs in order to respond to the enquiry.

C. Verification of the information you submit

The Immigration Office may seek to verify the accuracy of the information enclosed in your application. This may happen while your application is being reviewed or after you have received your residence permit.

The verification may involve the Immigration Office contacting other authorities and checking public registers.

You may be asked to provide supplementary information.

10. Signature

By signing below, I confirm that I have read, understood and accepted the terms laid out in section 9.

Date and place

Signature



Attachment 1: Declaration of financial support for the applicant

PLEASE COMPLETE IN CAPITAL LETTERS

In order for the applicant to receive a residence permit, you must pledge to support him/her financially.

A permit cannot be issued if you do not submit this declaration.

I, (name),

Date of birth

Address

hereby pledge to support the applicant (named below) financially:

Name (applicant)

Date of birth

Nationality


Civil registration number (p-tal) (if applicable)

I am aware that my family member will not be issued a residence permit unless I sign this form, cf. Section 1, Paragraph 1(2 d), cf. Section 4, Paragraph 1 of Ordinance No 182 of 22 March 2001 (Application of the Aliens Act in the Faroe Islands).

I am also aware that if my family member receives public assistance under the terms of Faroese law, I can be required to reimburse the Faroese Ministry of Social Affairs (Almannamálaráðið), in accordance with Section 9, Paragraph 5 of the Ordinance.

Date and place:

Signature:



Checklist

The Immigration Office can process your application to extend your Faroese residence permit faster if it is correctly filled out and contains the required documentation.

A decision on your application will be delayed if the form is not filled out correctly or lacks documents.

We recommend using the checklist below to verify that this form is complete and correct and that you have enclosed the necessary documentation before submitting it.

Before submitting this application, please make sure you have enclosed the following:

- Attachment 1: Declaration of financial support for the applicant
- documentation that you can support the applicant financially
- documentation of your housing situation
- copy of your Certificate of Personal Data (birth certificate) – required only if the applicant is your parent and over the age of 60)
- other documents as indicated in the form

Please also remember to:

- answer all questions
- sign and date Form 2